

Connecting the dots for Better Healthcare

How to Create a

Microsoft HealthVault™ Account

using the

Southern Tier HealthLink (STHL) Patient Portal



Log in to your STHL Patient Portal account at
www.sthlny.org



Notice: Only Microsoft Internet Explorer 9 and below are currently supported.

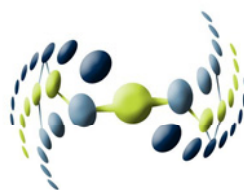
Login Name Password

Login

[Forgot your Username?](#)

[Forgot your Password?](#)

[Register A New User](#)



Connecting the dots
for better healthcare

manage

your consent & share
data with doctors

monitor

who is accessing
your information



access

your providers &
health information

**empower
your health**



ABOUT SSL CERTIFICATES

Brought to you by
Southern Tier Healthlink
In partnership with

LAWSON



Access your Microsoft HealthVault™ account by clicking [continue](#).

Use HealthVault™ to:

- Access your Health Information Exchange record.
- Use tools to care for your family
- Manage a chronic condition
- Track your prescriptions
- Upload information from health and fitness devices

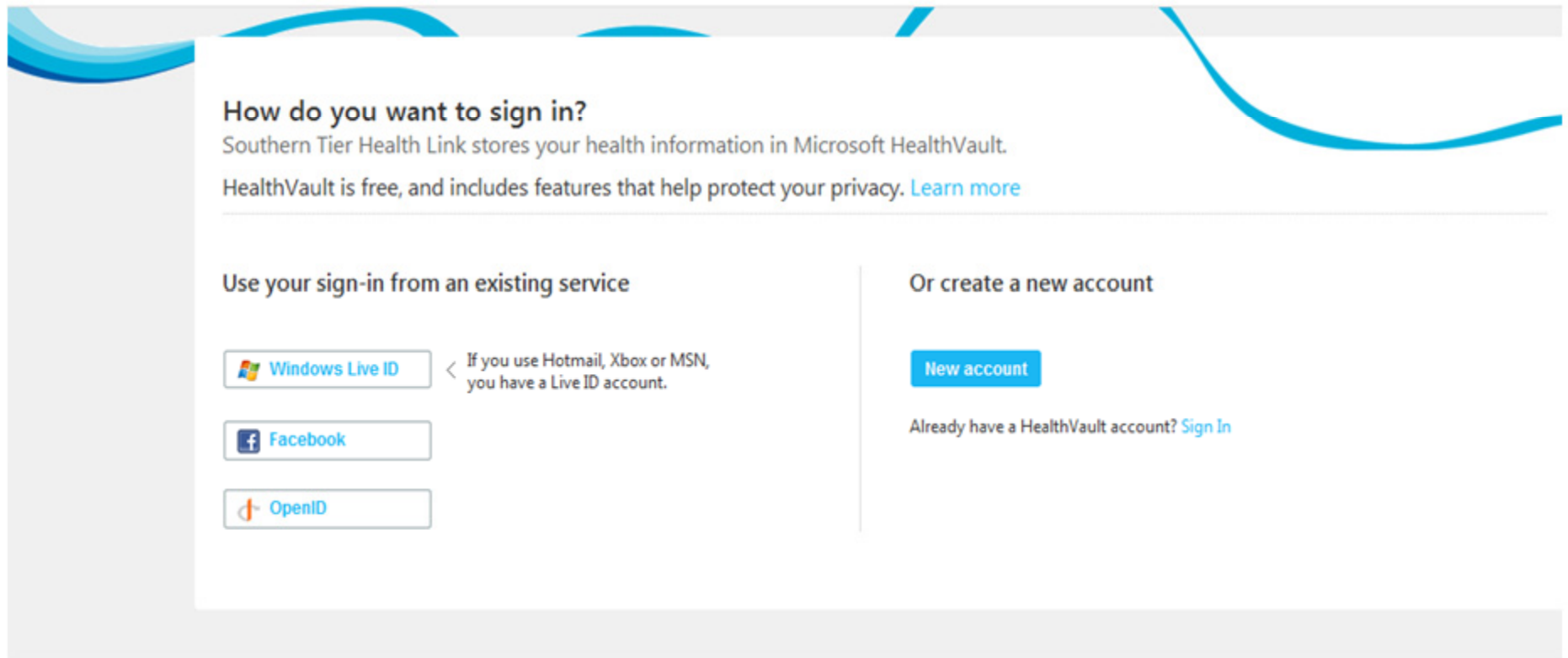
Find out more about Microsoft HealthVault™ by clicking [here](#).

CONTINUE

After selecting **My HealthVault** from the left toolbar in the STHL Patient Portal, click the **CONTINUE** button to connect to Microsoft HealthVault™

On the HealthVault™ login page, you may:

- Log in using your Windows Live ID, Facebook account, or OpenID
- Select **Create new account**


A screenshot of the HealthVault login page. The page has a light gray background with blue decorative waves at the top and bottom. The main content area is white. At the top, it asks "How do you want to sign in?" and mentions "Southern Tier Health Link stores your health information in Microsoft HealthVault." Below this, it says "HealthVault is free, and includes features that help protect your privacy. Learn more". The page is divided into two columns. The left column is titled "Use your sign-in from an existing service" and contains three buttons: "Windows Live ID" (with a Windows logo), "Facebook" (with a Facebook logo), and "OpenID" (with an OpenID logo). To the right of the "Windows Live ID" button is a note: "If you use Hotmail, Xbox or MSN, you have a Live ID account." The right column is titled "Or create a new account" and contains a blue button labeled "New account". Below this button, it says "Already have a HealthVault account? Sign In".


How do you want to sign in?


Southern Tier Health Link stores your health information in Microsoft HealthVault.

HealthVault is free, and includes features that help protect your privacy. [Learn more](#)

Use your sign-in from an existing service

 [Windows Live ID](#) < If you use Hotmail, Xbox or MSN, you have a Live ID account.

 [Facebook](#)

 [OpenID](#)

Or create a new account

[New account](#)

Already have a HealthVault account? [Sign In](#)

If you select to **Create a New Account ...**

Email address:

Create a password:
6-character minimum; case sensitive

Retype password:

First name:

Last name:

Country/Region:

Language:

Postal code:


Gender: ☐ Female ☒ Male ☐ I'd rather not say

Birth year:

☐ I want to receive the HealthVault email newsletter.

Enter the characters you see:



- Complete the Microsoft HealthVault™ account registration page
 - If you want to receive the HealthVault™ email newsletter check the box
- Type the characters (skewed) that you see (the characters are not case sensitive and will appear in all CAPS as you type them)
 - If you want to try another character mix, select refresh 

- Review the [HealthVault™ service agreement](#) and [privacy statement](#)


The information in your HealthVault account will be stored and processed in the United States. Clicking I Accept means you have read the [HealthVault service agreement](#), agree to the [HealthVault privacy statement](#) and choose to authorize storage and processing of your information in the U.S.



- To continue, select **I Accept**
 - If there is anything lacking from the registration page, you will be prompted to make the correction

Allow Southern Tier Health Link to access information in HealthVault

Southern Tier Health Link is requesting access to health information for the people you selected.



[+ Add another family member](#)

Review the access that Southern Tier Health Link needs:



Southern Tier Health Link
[Terms of use](#) | [Privacy statement](#)
[More information](#)

Information that Southern Tier Health Link needs to be able to access to work as intended

☐ Automatically add information from documents uploaded by Southern Tier Health Link

Visit the terms of use and privacy links above to learn how Southern Tier Health Link will collect and use your information, including where and how they may use, store, and transfer your information; what other information they may collect; and how you can review, edit, or remove the information they hold.

[Allow access](#)

[Cancel](#)



- Your account has been created.

- The check box for “Automatically add information from documents uploaded by Southern Tier HealthLink” will be pre-populated.

- If you uncheck the box you can preview your available health information before it is imported

- Review the [Terms of Use](#) and [Privacy Statement](#)

- To continue select [Allow Access](#)

Once you have successfully logged in or created a new account, you will be presented with the following choices:



To send your latest personal health information (PHI) to HealthVault select the "Sync With HealthVault" button.

To continue to HealthVault without sending personal health information (PHI), select the "Launch HealthVault" button.

SYNC with HealthVault

LAUNCH HealthVault

EXIT

Welcome *Ten Sthlten*. Name of record authorized: *Ten Sthlten*.

- **SYNC with HealthVault** will bring the latest available information from the STHL Health Information Exchange (HIE) into your HealthVault account

- **LAUNCH HealthVault** will allow you to continue to HealthVault without sending any personal health information (PHI)

- **EXIT** will bring you back to the STHL Patient Portal

If this is your **first time logging in** or you have not logged in your last encounter with a healthcare professional:

- Select **SYNC with HealthVault**



To send your latest personal health information (PHI) to HealthVault select the "Sync With HealthVault" button.

To continue to HealthVault without sending personal health information (PHI), select the "Launch HealthVault" button.

SYNC with HealthVault

LAUNCH HealthVault

EXIT

Welcome new user *test prod.* Name of record authorized: *test prod.*

Add information from Southern Tier Health Link

HealthVault needs your help to review information in a document from Southern Tier Health Link and decide which items you want to add to this record.

Insurance Plan

Insurance Plan	Type	Subscriber	Group Number	Details	Add to record?
RMSCO	Insurer	PROD TEST		▼	Add this ▼
LIBERTY MUTUAL	Insurer	PROD TEST		▼	Add this ▼
LIBERTY MUTUAL	Insurer	PROD TEST		▼	Don't add this Replace an existing item Add this ▼
LIBERTY MUTUAL	Insurer	PROD TEST		▼	Add this ▼
LIBERTY MUTUAL	Insurer	PROD TEST		▼	Add this ▼
LIBERTY MUTUAL	Insurer	PROD TEST		▼	Add this ▼
LIBERTY MUTUAL	Insurer	PROD TEST		▼	Add this ▼
TEST PROD PROD	Guarantor			▼	Add this ▼

Condition

Name	Status	Onset Date	Details	Add to record?
DM, uncomplicated, type II	Active		▼	Add this ▼ We suggest you review this item before adding it. Here's why.

Allergy



- You can review your available information and decide whether or not you want to include it by using the drop down options shown.



Allergy

Name	Reaction	First Observed	Details	Add to record?
No Known Allergies	(none)		☑	Add this ▾
No Known Drug Allergies	(none)		☑	Add this ▾
No Known Food Allergies	(none)		☑	Add this ▾

Procedure

When	Name	Anatomic location	Details	Add to record?
7/20/2007 12:00:00 PM GMT	Excision, TAL 1.1-2.0cm		☑	Add this ▾
7/20/2007 12:00:00 PM GMT	Remove malig lecion, trunk/arm/leg		☑	Add this ▾
7/20/2007 12:00:00 PM GMT	Excision, SNHFG, 2.1-3.0cm		☑	Add this ▾
10/9/2007 12:00:00 PM GMT	Immuniz admin, 1 vac, sngl/combo		☑	Add this ▾
10/9/2007 12:00:00 PM GMT	Flu Vaccine, 3+ Yrs, Preserv Free		☑	Add this ▾
10/29/2009 12:00:00 PM GMT	Office/outpatient visit, est, mod		☑	Add this ▾
7/26/2007 12:00:00 PM GMT	Kenalog 10 mg		☑	Add this ▾
7/26/2007 12:00:00 PM GMT	Remove cervix cone w/loop electrode		☑	Add this ▾
7/26/2007 12:00:00 PM GMT	Cryocautery, cervix		☑	Add this ▾
7/26/2007 12:00:00 PM GMT	Drain/inject intermed joint/bursa		☑	Add this ▾

Encounter

Date	Type	Duration	Consent Granted	Facility	Details	Add to record?
7/21/2010 2:01:00 PM GMT	REFERRED AMBULATORY	7/21/2010 2:01:00 PM GMT			☑	Add this ▾
8/14/2009 11:15:00 AM GMT	PREADMIT	8/14/2009 11:15:00 AM GMT			☑	Add this ▾
5/5/2007 10:00:00 AM GMT	RECURRING	5/5/2007 10:00:00 AM GMT to 6/1/200...			☑	Add this ▾




[Save changes to record](#)[Cancel](#)

- Once you have made your selections whether to add information to your record or not, select [Save changes to record](#)

Information added to this record

The following items from the document sent by Southern Tier Health Link were added to this record.* HealthVault will not automatically add information to this record from files sent by Southern Tier Health Link. [Change preference](#)

[Return to Southern Tier Health Link](#)

 Delete	 Export	 Change date range			
<input type="checkbox"/>	Summary	Type	Date	Source	Details
<input type="checkbox"/>	No Known Food Allergies	Allergy	7/29/2011 5:35:26 PM	EHR System Healthvision Clinician D...	▼
<input type="checkbox"/>	No Known Drug Allergies	Allergy	7/29/2011 5:35:26 PM	EHR System Healthvision Clinician D...	▼
<input type="checkbox"/>	No Known Allergies	Allergy	7/29/2011 5:35:26 PM	EHR System Healthvision Clinician D...	▼
<input type="checkbox"/>	DM, uncomplicated, type II	Condition	7/29/2011 1:35:26 PM	EHR System Healthvision Clinician D...	▼
<input type="checkbox"/>	TEST PROD PROD Guarantor	Insurance Plan	7/29/2011 1:35:26 PM	EHR System Healthvision Clinician D...	▼
<input type="checkbox"/>	LIBERTY MUTUAL Insurer	Insurance Plan	7/29/2011 1:35:26 PM	Insurance System Healthvision Clini...	▼
<input type="checkbox"/>	RMSCO Insurer	Insurance Plan	7/29/2011 1:35:26 PM	Insurance System Healthvision Clini...	▼
<input type="checkbox"/>	REFERRED AMBULATORY, (none)	Encounter	7/21/2010 2:01:00 PM	ADT System UHSPMS ADT System	▼
<input type="checkbox"/>	Office/outpatient visit,est, mod	Procedure	10/29/2009 12:00:00 PM	EHR System Healthvision Clinician D...	▼
<input type="checkbox"/>	PREADMIT, (none)	Encounter	8/14/2009 11:15:00 AM	ADT System UHSPMS ADT System	▼
<input type="checkbox"/>	Immuniz admin, 1 vac, sngl/combo	Procedure	10/9/2007 12:00:00 PM	EHR System Healthvision Clinician D...	▼
<input type="checkbox"/>	Flu Vaccine, 3+ Yrs, Preserv Free	Procedure	10/9/2007 12:00:00 PM	EHR System Healthvision Clinician D...	▼
<input type="checkbox"/>	Drain/inject intermed joint/bursa	Procedure	7/26/2007 12:00:00 PM	FHR System Healthvision Clinician D...	▼

- You can see the documents you have chosen to add to your record

- You may have information automatically added by selecting [Change preference](#)

added

document sent by
n files sent by So

Health Link

Change d

ary

gies

gies

type II

Condition 7/29/2011 1:35:26 PM EHR System Healthvision Clinician D...

Automatically add information?

HealthVault can automatically add information to this record from documents sent by Southern Tier Health Link. You'll be notified whenever data is automatically added so that you can review it if desired.

☐ Yes, automatically add information from Southern Tier Health Link.

☒ No, I'd like to review and add the information myself.

[Save](#) [Cancel](#)

- If you decide to automatically add information simply change your preference to Yes and select [Save](#)

Information added to this record

The following items from the document sent by Southern Tier Health Link were added to this record.* HealthVault will not automatically add information to this record from files sent by Southern Tier Health Link. [Change preference](#)

[Return to Southern Tier Health Link](#)

Delete

Export

Change date range

<input type="checkbox"/>	Summary	Type	Date	Source	Details
<input type="checkbox"/>	No Known Food Allergies	Allergy	7/29/2011 5:35:26 PM	EHR System Healthvision Clinician D...	
<input type="checkbox"/>	No Known Drug Allergies	Allergy	7/29/2011 5:35:26 PM	EHR System Healthvision Clinician D...	
<input type="checkbox"/>	No Known Allergies	Allergy	7/29/2011 5:35:26 PM	EHR System Healthvision Clinician D...	
<input type="checkbox"/>	DM, uncomplicated, type II	Condition	7/29/2011 1:35:26 PM	EHR System Healthvision Clinician D...	
<input type="checkbox"/>	TEST PROD PROD Guarantor	Insurance Plan	7/29/2011 1:35:26 PM	EHR System Healthvision Clinician D...	
<input type="checkbox"/>	LIBERTY MUTUAL Insurer	Insurance Plan	7/29/2011 1:35:26 PM	Insurance System Healthvision Clini...	
<input type="checkbox"/>	RMSCO Insurer	Insurance Plan	7/29/2011 1:35:26 PM	Insurance System Healthvision Clini...	
<input type="checkbox"/>	REFERRED AMBULATORY, (none)	Encounter	7/21/2010 2:01:00 PM	ADT System UHSPMS ADT System	
<input type="checkbox"/>	Office/outpatient visit,est, mod	Procedure	10/29/2009 12:00:00 PM	EHR System Healthvision Clinician D...	
<input type="checkbox"/>	PREADMIT, (none)	Encounter	8/14/2009 11:15:00 AM	ADT System UHSPMS ADT System	
<input type="checkbox"/>	Immuniz admin, 1 vac, sngl/combo	Procedure	10/9/2007 12:00:00 PM	EHR System Healthvision Clinician D...	
<input type="checkbox"/>	Flu Vaccine, 3+ Yrs, Preserv Free	Procedure	10/9/2007 12:00:00 PM	EHR System Healthvision Clinician D...	
<input type="checkbox"/>	Drain/inject intermed joint/bursa	Procedure	7/26/2007 12:00:00 PM	FHR System Healthvision Clinician D...	

- Select [Return to Southern Tier Health Link](#)

Access your Microsoft HealthVault™ account by clicking continue.

Use HealthVault™ to:

- Access your Health Information Exchange record.
- Use tools to care for your family
- Manage a chronic condition
- Track your prescriptions
- Upload information from health and fitness devices

Find out more about Microsoft HealthVault™ by clicking [here](#).

CONTINUE

- You will be brought *back* to the STHL Patient Portal
- Select **CONTINUE** to connect to HealthVault

Southern Tier Health Link uses Windows Live ID to sign in to HealthVault.

(If you use Hotmail, Xbox, or MSN, you have a Live ID.)

Don't have a Windows Live ID?

Create new account

Or sign in with:

 Facebook

 OpenID

sign in

Windows Live ID:

example555@hotmail.com

Password:

[Forgot your password?](#)

☐ Keep me signed in

Sign in

Not your computer?

[Get a single use code to sign in with](#)

- You will be prompted to sign in with the Windows Live ID you previously created

Now Select **LAUNCH** with HealthVault



To send your latest personal health information (PHI) to HealthVault select the "Sync With HealthVault" button.

To continue to HealthVault without sending personal health information (PHI), select the "Launch HealthVault" button.

SYNC with HealthVault

LAUNCH HealthVault

EXIT

Welcome new user *test prod.* Name of record authorized: *test prod.*

Microsoft

Help

Test



Edit record

- On the right side of the HealthVault screen click on the arrow next to your **name** and then select **Edit record**

Edit test's personal information

*=Required field

Choose a picture

Select one of these pictures to represent this person:



Or upload your own picture

Browse...

(.jpg, .jpeg, .bmp, .gif, or .png files up to 100 KB)

Tell us about this person [Why does HealthVault collect this information?](#)

*First name

test

Middle name

*Last name

prod

Nickname (will be used to label record in HealthVault)

test

*Relationship to you

Self

*Birth date

1965  (m/d/yyyy)

*ZIP/postal code

13901

State/province

*Country/Region

United States

*Gender

☐ Female ☒ Male ☐ I'd rather not say

[Show optional information about this person](#)

After changing the personal information, click **Save** to save your changes. Click **Cancel** to discard your changes and restore the current personal information

Save

Cancel

Test



Home



Health
information



Sharing



History

- You may choose a picture or upload a picture from your computer or hand held device
- After editing / reviewing your personal information select [Save](#)
- Or, select [Health Information](#) to view your records

test's health information

More actions

Conditions

- Allergy (4) +
- Condition (2) +

Custom Data

- Status (4)

Files

- Continuity of Care Document (CCD) +
- Continuity of Care Record (CCR) (5) +
- Documents (File) +
- Medical Image Study +

Health History

- Encounter (9)
- Family History +
- Immunization +
- Procedure (26) +

Measurements

- Blood Glucose Measurement +
- Blood Pressure Measurement +
- Height Measurement +
- Lab Test Results +
- Peak Flow Measurement +
- Weight Measurement +

Medications

- Medication +

Personal Profile

- Basic Demographic Information (1)
- Emergency or Provider Contact +
- Insurance Plan (9)
- Personal Contact Information (1)
- Personal Demographic Information (1)

Test



- Home
- Health information
- Sharing
- History

- You may now begin to review the health records available to you through the Southern Tier HealthLink health information exchange

• Click [Help](#) to access information and support

Quick links

About you
Medication, Allergies, Conditions
[ADD INFO](#)

Health tools
Check out helpful tools & devices
[FIND TOOLS](#)

Family
Add a family member to this account
[ADD PERSON](#)

Contact list
Add an emergency contact or provider info
[ADD CONTACT](#)

Stories
How do others use HealthVault?
[LEARN MORE](#)

Test

Home

Health information

Sharing

History

Online health tools (?) [Find more tools](#)

Southern Tier Health Link
Connected
[OPEN](#)

Recommended health tools (?)

Give us a little more information about yourself and we'll recommend tools that can help you get the most out of HealthVault.

[Help me get started](#) [View all tools](#)

NEW!

New in HealthVault

[Message Center](#)
Receive encrypted email through HealthVault from participating healthcare providers.

southern tier healthlink new york

- What is HealthVault?
- HealthVault Benefits
- Your HealthVault Account
- Health Information
- Online Health Tools
- Using Health & Fitness Devices
- Sharing and Record Access
- Privacy and Security
- Customer Support

• HealthVault orientation and health tools can help you take advantage of all that Microsoft HealthVault has to offer so that you can make the most meaningful use of your health information

STHL Patient Portal

manage

your consent & share
data with doctors

monitor

who is accessing
your information



access

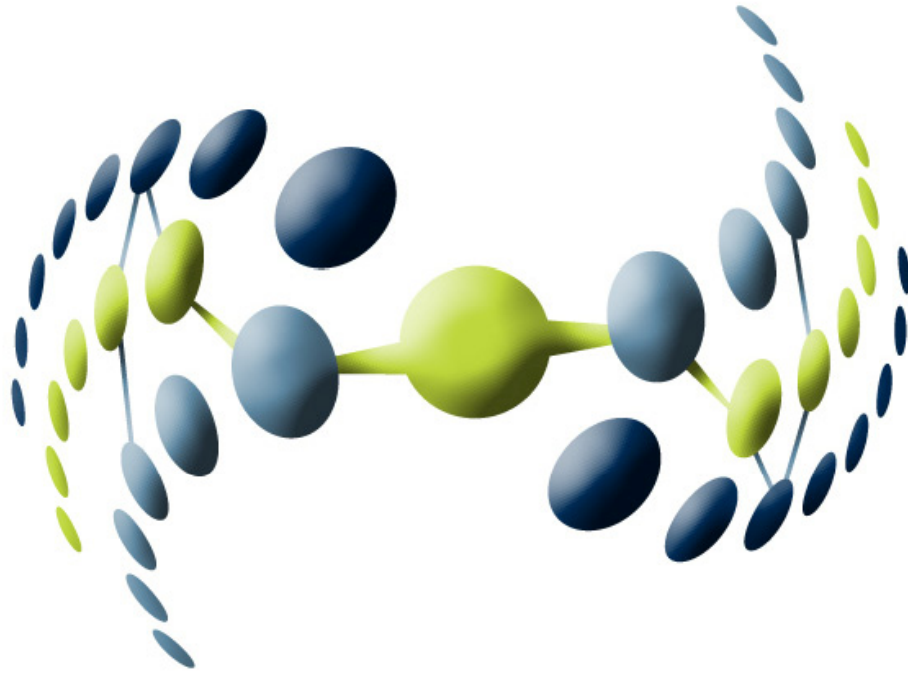
your providers &
health information

*empower
your health*

For More Information

please click on the links below

- [Microsoft HealthVault](#)
- STHL [Patient Portal](#) Logon
- STHL [FAQs](#)



Contact Us

Southern Tier HealthLink

In the former Lackawanna Train Station

45 Lewis Street

Binghamton, NY 13901

Telephone: (607) 651-9150

Fax: (607) 651-9107

info@sthlny.com

www.sthlny.com